

- Professional model, complies with EN13157 standard, easy to install and use.
- Designed to lift, pull and secure heavy loads quickly and safely.
- Can be connected to a fixed point or mobile devices for lifting operations.
- Can be used in any position for tensioning and anchoring operations.
- Automatic brake with double pawl system for optimized safety.
- Roller bearings for increased smoothness and durability.
- Swivel hook with safety latch.
- Safety factor: 4.

- WLL: working load limit

TECHNICAL DATA

safety factor: 4

identification tag

AVAILABLE CERTIFICATES

Manufacturer's Certificate




CE Declaration of Conformity

Test Report UNI EN10204 type 2.2

Technical Product Specifications



L

	art.	WLL t	 L m	H mm	sforzo / effort kg	 kg
081460008	8146	0,75	1,5	320	21	6,5
081460015	8146	1,5	1,5	380	41	11
081460030	8146	3,0	1,5	480	41	18,5
081460060	8146	6,0	1,5	600	46	27,5
081460108	8146	0,75	3,0	320	21	6,5
081460115	8146	1,5	3,0	380	41	11
081460130	8146	3,0	3,0	480	41	18,5
081460160	8146	6,0	3,0	600	46	27,5