

- Professional model, complies with EN13157 standard, made of first-rate materials
 - Designed to lift heavy loads quickly and safely
 - Can be connected to a fixed point or mobile devices
 - Automatic brake with double pawl system
 - Swivel hook with safety latch
 - Safety factor: 4
- WLL: working load limit



TECHNICAL DATA

safety factor: 4

identification tag




AVAILABLE CERTIFICATES

Manufacturer's Certificate

CE Declaration of Conformity

Test Report UNI EN10204 type 2.2

Technical Product Specifications

	art.	WLL t	 L m	H mm	sforzo / effort kg	 kg
081430005	8143	0,5	3	285	27	8,5
081430010	8143	1	3	315	44	12
081430020	8143	2	3	380	44	19,5
081430030	8143	3	3	475	45	21,5
081430050	8143	5	3	600	47	38
081430105	8143	0,5	6	285	27	8,5
081430110	8143	1	6	315	44	12
081430120	8143	2	6	380	44	19,5
081430130	8143	3	6	475	45	21,5
081430150	8143	5	6	600	47	38